

Wirecard CEE Integration Documentation



Created: 2019-09-17 18:32

Wirecard Integration for Shopgate

Shopgate enables online stores to **create, maintain and optimize native apps and mobile websites** for Android and iOS devices. This is accomplished by integrating Shopgate into your online shop. The Wirecard Integration for Shopgate incorporates our solutions Wirecard Checkout Page and Wirecard Checkout Seamless.

Please note that due to security measures imposed by Shopgate, you may **not** use the credit card numbers for demo mode using customerId D200001. Instead, you may use customerId D200411 for testing credit card numbers for Wirecard Checkout Page and Wirecard Checkout Seamless.

Supported payment methods

The following **payment methods** are supported both for Wirecard Checkout Page and Wirecard Checkout Seamless:

- Credit Card
- PayPal
- Sofort.
- Direct Debit
- iDEAL - Please **contact Shopgate** to enable this payment method for Wirecard Checkout Seamless.

If you have **questions** or **problems** regarding the implementation, please **contact the Shopgate support**.

Please note that currently any back-end operations such as deposit or refund need to be performed in the Wirecard Payment Center.

Adding a payment method

To add a payment method, first navigate to the **entry “Payment”** in the **“Settings” menu**.



Dashboard Orders Products Marketing Design Integration Settings

14.00 € Total Sales

Performance Visits, Orders & Sales

Sales (€ 0.00) Orders (0)

- General
- Payment
- Shipping
- Taxes
- Checkout (in beta)
- Mobile Website
- Native Apps
- Tracking Tools
- Store Finder
- Information page
- Trust Symbols
- FAQ List

Then click on the select field **“Please choose a payment method”**.



- Dashboard
- Orders
- Products
- Marketing
- Design
- Integration
- Going Live Wizard

Payment

Payment method

Manage your payment methods, configure them and change the order by dragging them up or down.

	Credit card	Payment processing via: Wirecard (Checkout Seamless)
	PayPal	Payment processing via: Wirecard (Checkout Seamless)
	SOFORT Banking	Payment processing via: Wirecard (Checkout Seamless)
	Bank account (direct debit)	Payment processing via: Wirecard (Checkout Seamless)
	iDEAL	Payment processing via: Wirecard (Checkout Seamless)

Add payment method

Please choose your payment provider to add a payment method to your mobile shop.

Search for the payment method by entering the name **or scroll down** to the section “Wirecard (Checkout Page)” or “Wirecard (Checkout Seamless)” **and select** the payment method you want to add.



- Dashboard
- Orders
- Products
- Marketing
- Design
- In

Payment

Payment method

Manage your payment methods, configure them and change the order by dragging them up or down.

Existing payment methods:

- Credit card
Payment processing via
- PayPal
Payment processing via
- SOFORT Banking
Payment processing via
- Bank account (direct debit)
Payment processing via

Dropdown menu options:

- Wirecard (Checkout Page)
- Invoice
- Credit Card
- PayPal
- SOFORT Banking
- SEPA Direct Debit
- Please choose a payment method

Add payment method

Please choose your payment provider to add a payment method to your mobile shop.

Configuring a payment method

After adding a payment method, it needs to be configured. The following parameters need to be set for each payment method in **“Settings”**:

Add Wirecard (Checkout Seamless) ×










Settings

This information is needed to enable this payment method for your mobile store.

For more information please read <https://support.shopgate.com/hc/en-us/articles/202931813>

Customer ID	
Secret	
Shop ID (WireCard) (optional)	
Service URL	

Please select the supported credit card types.

 VISA	<input type="checkbox"/>	OFF	 Mastercard	<input type="checkbox"/>	OFF
 American Express	<input type="checkbox"/>	OFF	 China UnionPay	<input type="checkbox"/>	OFF
 Diners Club	<input type="checkbox"/>	OFF	 Discover	<input type="checkbox"/>	OFF
 JCB	<input type="checkbox"/>	OFF	 Maestro	<input type="checkbox"/>	OFF
 Carte Bleue	<input type="checkbox"/>	OFF			

Please **fill in your Customer ID, Secret and optionally your Shop ID** into the respective fields at the payment method configuration. When configuring the payment method **credit card** you also need to select the brands you have a **contract** for.

Customer ID	Required	Your customer ID you received from Wirecard.
Secret	Required	Your secret you received from Wirecard.
Shop ID	Optional	Unique identifier for your shop. This parameter has to be enabled by Wirecard for your customer ID.

Customization possibilities

If **Wirecard Checkout Page** is the incorporated solution, it is recommended to have a look at the provided customization possibilities for an optimized design.

If **Wirecard Checkout Seamless** is the incorporated solution, the **intermediate page** which displays status information to your consumer during the payment process may be customized in order to better match the design of you online shop. For more information please have a look at the relevant customization possibilities.